




Guilin Woodpecker Medical Instrument Co.,Ltd.

Information Industrial Park, Guilin National High-Tech
Zone, Guilin, Guangxi, 541004 P.R. China
Sales Dept.: +86-773-5873196/2350599
After-sales Service Dept.: 0773-5827898
E-mail: woodpecker4@glwoodpecker.com
Website: <http://www.glwoodpecker.com>

EC REP MedNet EC-Rep GmbH
Borkstrasse 10 · 48163 Muenster · Germany

Scan and log on to the website



Find us on



Find us on



Find us on



33
YEARS
Since 1989

WOODPECKER ENDO SERIES PRODUCTS

One-stop endo solutions



WOODPECKER

Founded in 1989, Woodpecker is a company developing, manufacturing, and selling dental equipment and instruments, dedicated to offering high-quality products and state-of-the-art services to dentists worldwide.

CONCENTRATION

Concentrating on the R&D of dental products for **33** years, **21** product categories, presence in **140** countries and regions.

INNOVATION

568 employees, **108** full-time R&D staff, **409** national patents, **20+** invention patents, annual launch of at least **3** new products.

SCALE

48186.77 m² existing manufacturing and research base, **82388.68 m²** base under construction.

15.4 million USD invested to build up full-automatic processing and testing center.

EDUCATION & TRAINING

Annual education & training for over **200 000** dentists globally, **206** online courses, about **900** offline workshops, self-developed Woodpecker Dental Education Center.

Together with our partners, Woodpecker is on a mission to serve millions of patients with top-ranking dental care.

Own 4 brands,  **WOODPECKER**  **DTE**®  **DBA**®  **RTA**®

COMPANY PROFILE

ENDO MOTOR

Brushless Endo Motor Series	Smart A	3-4
	Ai-Motor	5-6
	Endo Radar Pro	7-8
	MotoPex	9-10

Brush Endo Motor Series	EndoMatic	11-12
-------------------------------	-----------	-------

Brushless Endo Motor Series	Endo Smart +	13-14
	Endo Pace Endo Free	15-16

APEX LOCATOR

Ai-Pex	17-18
Woodpex V DPEX V Minipex	19-20

OBTURATION SYSTEM

Fi-E	21-22
Fi-G&Fi-P	23-24
R1 Plus Fi-N	25-26

ULTRASONIC SCALER

D600 LED	27-28
----------	-------

ULTRASONIC ENDO ACTIVATE DEVICE

Endo 3	29-30
--------	-------

IMAGING SYSTEM

Ai Ray	31-32
i-Scan	33-34
Free Scan	35-36
i-Sensor	37-38

PIEZO BONE SURGERY

Ai-surgery	39-40
------------	-------

LASER

LX16 Plus	41-42
-----------	-------

CURING LIGHT

O-Star	43-44
--------	-------

Woodpecker Endo Series Products

One-stop Endo Solutions

This series includes Imaging System, Endo Motor, Apex Locator, Ultrasonic Endodontic Expert, Piezo Bone Surgery, Laser, Endo Activator, Obturation System and Curing Light.

They can be used for treatments such as root canal preparation, working length determination, irrigation, canal shaping, sterilization, root canal filling and curing.

Woodpecker Endo Series meets all your needs in Endodontic treatment.



Radiography

Imaging System

Ai Ray
i-Scan, Free scan
i-Sensor



Apex locating

Apex Locator

Ai-Pex
Woodpex V
Dpex V
Minipex



Preparation

Endo Motor

Smart A, Ai-Motor
Endo Radar Pro, MotoPex
EndoMatic, Endo Smart +
Endo Pace, Endo Free



Irrigation

Ultrasonic Scaler

D600 LED
Endo 3



Sterilization

Laser

LX16 Plus



Filling

Obturation System

Fi-E, Fi-G, Fi-P
R1 Plus
Fi-N



Curing

Curing Light

O-Star

The smallest
contra angle in the world



CA161

Mini head, better operating view
360 ° rotatable contra-angle

Head height: 9.7 mm
Head diameter: 8 mm
Neck diameter: 6 mm

The only vertical movement
contra angle in the world



CA161-RR

1mm Vertical movement contra-angle,
better ledge bypassing
360 ° rotatable

Head height: 11.33 mm
Head diameter: 8.3 mm
Neck diameter: 6.03 mm

The smallest insulated
contra angle in the world



CA161(insulated)

Mini insulated 6:1 contra-angle
Coated with insulating polymer material
360 ° rotatable

Head height: 9.7 mm
Head diameter: 8 mm
Neck diameter: 6 mm

Preparation

Brushless Endo Motor Series



Smart A

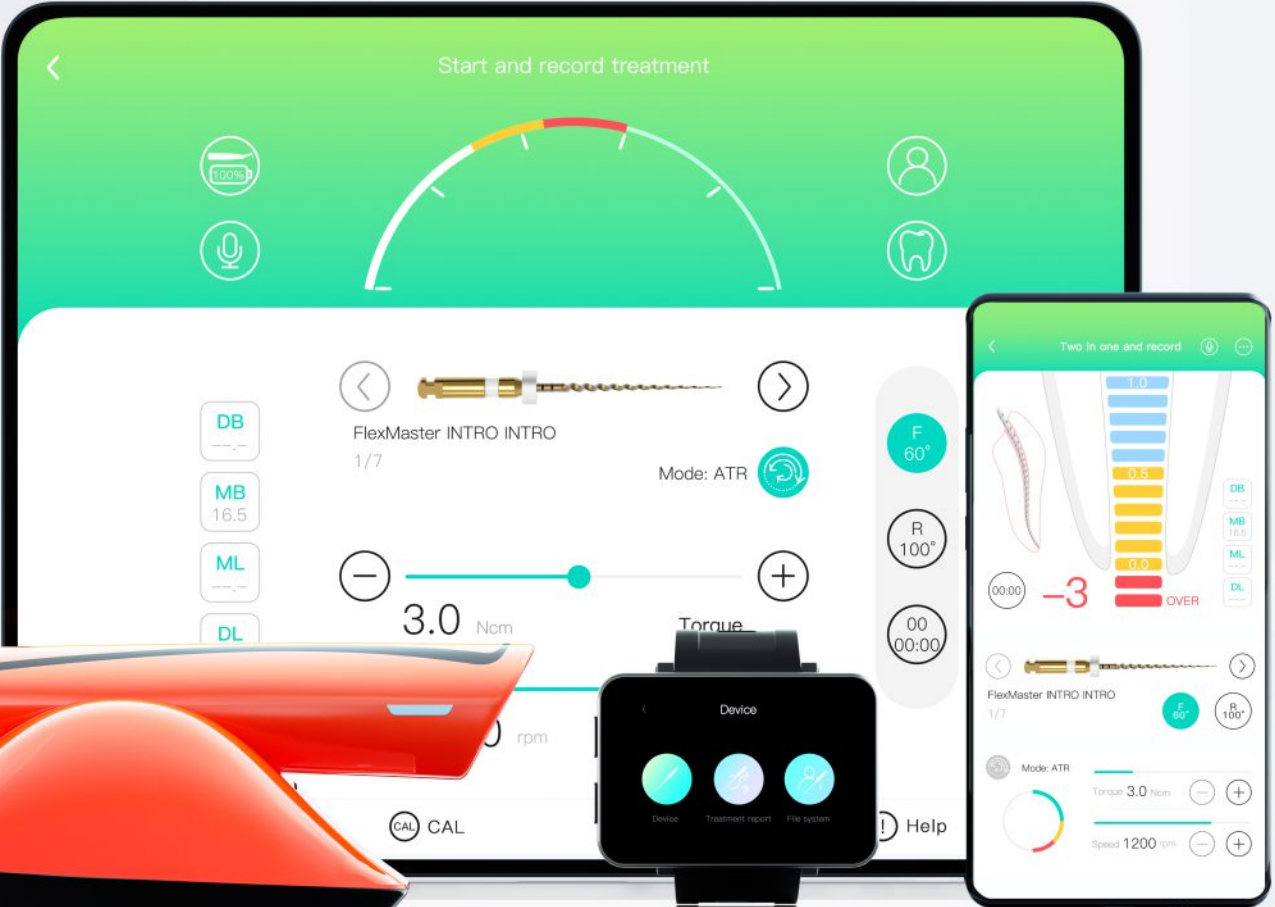
Powerful and intelligent output
safeguards your endodontic journey

Smart APP control
Multiple devices supported

Bluetooth communication, smart control
Record patient data and store treatment reports in the cloud
Support Smart Watch, Apple iPad, Apple iPhone,
Android phones (Huawei, Xiaomi, OPPO, VIVO, Samsung...)

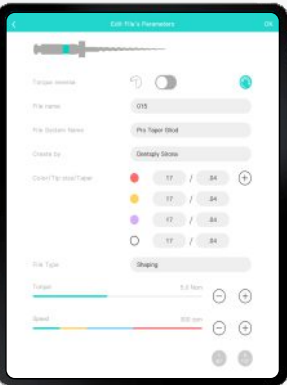


Speed	100-2500 rpm
Torque	0.4-5 N·cm
Weight of handpiece (included CA)	109 g
Integrated Apex Locator	Yes
Working Mode	FWD, REV, REC(SGP), ATR, LB, BB
Battery Volume	600 mAh on handpiece 2*2000 mAh on Base
Reciprocating angle adjustment range	5°-400°




Customized treatment plan Files from different brands available

Files from different brands can be selected from the database to establish a new "Common File System".
The name, file sequence and working parameters, of the new file system can be determined as you wish. (The files not in the database can also be added by yourself.)



Voice control by vivi Nearly hands-free

Through the voice command "hi~vivi", you can:
Control the device switch and handpiece parameters;
Adjust the speed, torque, forward and reverse rotation mode, reciprocating mode, reciprocating angle, file type, etc.



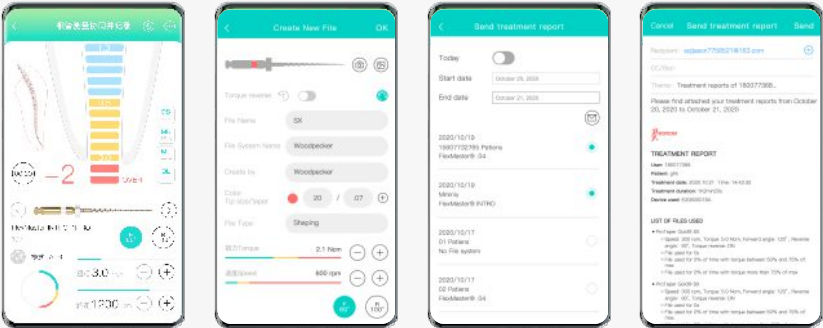
High configuration Regular update

Optional Smart Watch for voice or touch screen control.
Regular update of the system and program for timely grasp of the latest file database information.



Cloud storage of treatment report delivers personal customization

Auto storage of basic patient information, treatment data and file usage time.
Each dentist can create a personal account.
Realize single device with multiple users, but independent information storage.



Cooperation with supreme endodontist BB mode & LB mode developed

BB MODE

The file moves continuously at an angle of 90°, with 1s interval between each movement.

LB MODE

The file reciprocates with a difference of 5° between the forward angle and the reverse angle, such as 10°/5°, 15°/10°, 20°/15°, etc., for forward/reverse angles.

Classic reciprocating mode

Adjustable rotation angle in reciprocating mode
Adjustment range: 5°-400°
Adjustment interval: 5°



Preparation

Brushless Endo Motor Series

Ai-Motor



Safe ledge bypassing



Customized reciprocating angle



Integrated apex locator mode

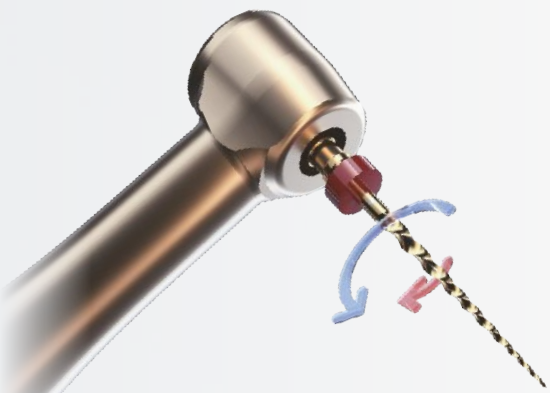
Speed	100-2500 rpm
Torque	0.4-5 N·cm
Weight of handpiece (included CA)	157 g
Integrated Apex Locator	Yes
Working Mode	FWD, REV, REC(SGP), ATR, T-Mode
Battery Volume	2000 mAh on handpiece
Reciprocating angle adjustment range	20°-400°

Woodpecker Brushless Endo Motor
— Redesigned for Experts



Recommender Dr. Yoshi Terauchi

Yoshi Terauchi



Safe ledge bypassing

Perform “watch-winding” motion at a fixed 90° before the ledge is bypassed, and reciprocate at a fixed forward 180° and reverse 90° after the ledge is bypassed.
The speed and torque can be adjusted within the range of 100-500rpm and 2.0-5.0N·cm respectively, enabling safer preparation.

High performance brushless motor

(about 10 times the service life of brush motor)
Stable cutting can still be ensured at the apical constriction or curvature.
Reduce the risk of instrument separation and improve preparation efficiency.

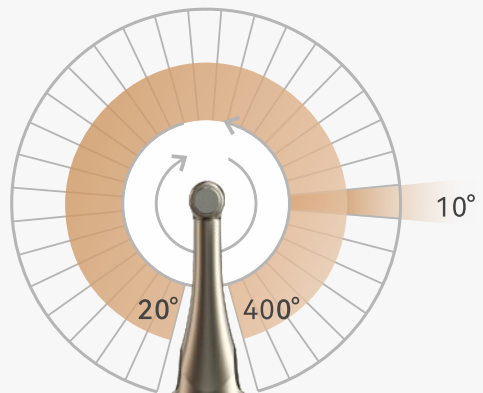


Customized reciprocating angle

Adjustable rotation angle in reciprocating mode.

20°-400°
Adjustment range

10°
Adjustment interval



Integrated apex locator mode delivers safety protection

Auto start/stop at root canal orifice
Auto slowdown at apical constriction
Auto reverse/stop at apical stop



Integrated apex locator mode



Apex locator alone mode



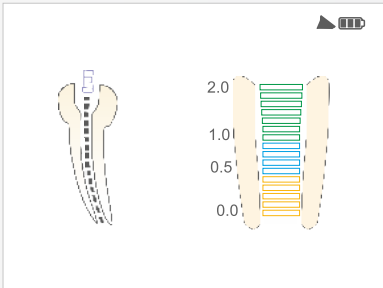
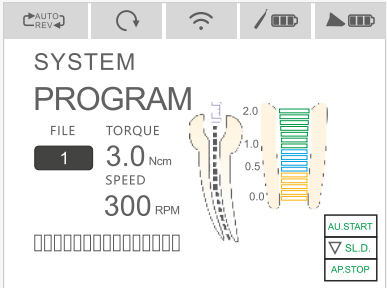
Endo Radar Pro

Upgraded star product

Two-in-one function

Root canal preparation with simultaneous length control

Length determination only




- A. Auto start and stop**
Automatically start when the file is inserted into the canal, and stop rotating when it leaves the canal.
- B. Auto apical reverse or auto apical stop**
Automatically reverse or stop when the file reaches the apical stop.
- C. Auto apical slowdown**
The file slows down as it gradually approaches the apical stop.

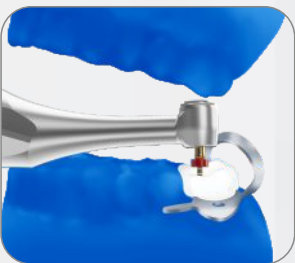
Super-mini contra-angle

The contra-angle is only 8mm in diameter and 9.7mm in height.

Speed	100-2500 rpm
Torque	0.4-5 N·cm
Weight of handpiece (included CA)	138.2 g
Integrated Apex Locator	Yes
Working Mode	FWD, REV, REC(SGP), ATR
Battery Volume	1200 mAh on handpiece
Reciprocating angle adjustment range	20°-400°



Head and neck of ordinary contra-angle



Head and neck of Woodpecker super-mini contra-angle

Brushless endo motor with two-in-one function and compact handpiece

10 times the service life of brush motor

High performance brushless motor

360° rotatable contra-angle

6:1 Contra-angle

Wireless charging

Compatible with all mainstream file systems



Preparation


Brushless Endo Motor Series

MotoPex



- Super mini head & slim neck
- Stronger power
- Precise rotation
- Lower noise
- Balanced weight

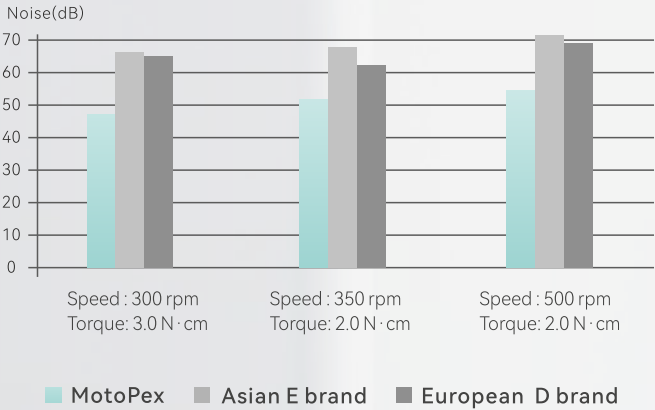
Speed	100-1200 rpm
Torque	0.4-5 N·cm
Weight of handpiece (included CA)	153.5 g
Integrated Apex Locator	Yes
Working Mode	FWD, REV, REC(SGP), ATR
Battery Volume	2000 mAh on handpiece
Reciprocating angle adjustment range	20°-400°



High performance brushless motor

Strong power, together with accurate and stable torque output, helps to realize efficient root canal preparation.

Smooth rotation and lower noise treatment, more endurable for patients.



↑↑
10 times the service life of brush motor

⚙️
High performance brushless motor

6:1
6:1 Contra-angle

🔌
Compatible with all mainstream file systems

🔄
360° rotatable contra-angle

🔋
Cordless

📏
Front center-of-gravity

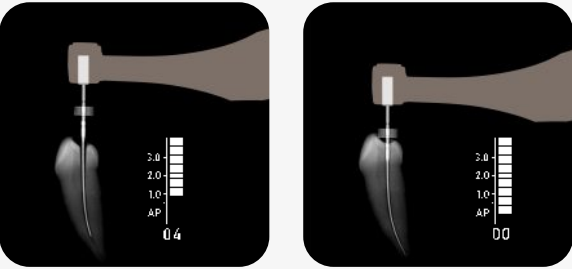
6:1 super mini contra-angle

Super mini head, with a diameter of 8mm and a height of 9.7mm, bringing clear vision during operation.



Built-in apex locator

Integrated length determination makes endodontic treatment safer and more efficient. Realize real-time display of file location in canal. Automatically stops or reversely rotates as soon as the file reaches the apical stop, so as to prevent perforation. Auto Start and Auto Stop functions respectively enable motor to automatically start while the file gets in canal and stop when it is out.



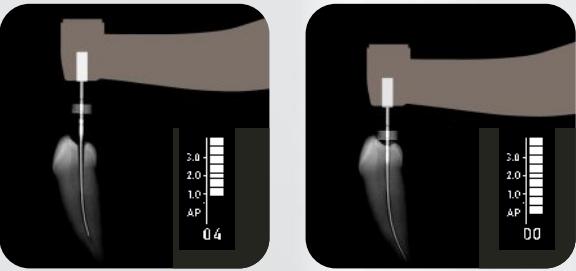


EndoMatic

Cordless Endo Motor with
combined length determination




Integrated length determination

The EndoMatic combines with the length measuring function.
This feature makes endodontic treatment safer.
The file position is shown in the display screen.
And the Endo motor stops rotating or reversely rotates as
soon as the file reaches the APICAL STOP.



Speed	100-1000 rpm
Torque	0.4-5 N·cm
Weight of handpiece (included CA)	155 g
Integrated Apex Locator	Yes
Working Mode	FWD, REV, REC(SGP), ATR
Battery Volume	2000 mAh on handpiece
Reciprocating angle adjustment range	30°-340°



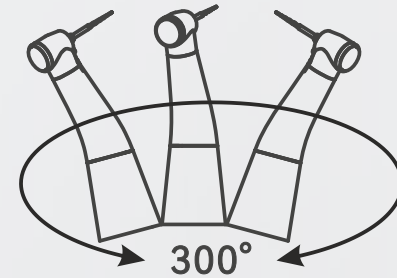
-  Insulated contra-angle
-  Cordless
-  Built-in mainstream
file systems

Autoclavable resin contra-angle

The Autoclavable resin contra-angle is of surface insulation,
therefore, when the Endo motor and Apex Locator are used
together, there is no need to use silicone sleeve to insulate it.

Integrated Apex Locator in contra-angle connects electrode.
The Endo motor and Apex Locator can be used together after
inserting rotary Ni-Ti files.

Special aviation grade autoclavable resin enables
contra-angle to be autoclaved to avoid cross-infection.



Adjustable Contra-angle

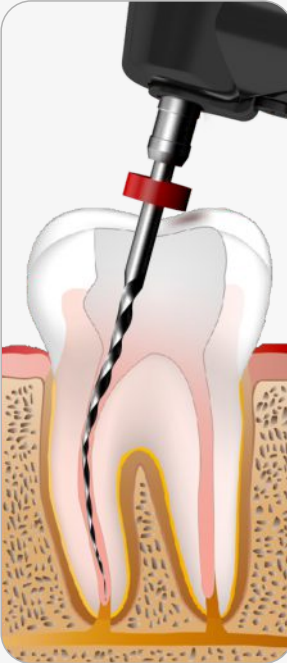


Maximum compatibility

Torque and speed ranges make it
compatible with various file systems.

All-angle OLED screen

Without viewing angle limit, clear display
can be guaranteed even under strong light.



Preparation

Brushless Endo Motor Series

Endo Smart +



Combined length determination mode

Endo Smart + can be connected to the matched Apex locator to realize apex locating function.
By connecting the Endo Smart + to the matched Apex locator, the position of the file tip inside the canal can be monitored during the procedure and many automatic functions such as Auto Apical Reverse can be activated.

3.0
2.0
1.0
AP
02

Apical Action Reverse

Apical Action Reverse/Stop/OFF

Auto Start ON

Auto Start ON/OFF

Auto Stop OFF

Auto Stop ON/OFF

Apical Slow Down ON

Apical Slow Down ON/OFF

Speed	100-1200 rpm
Torque	0.4-5 N·cm
Weight of handpiece (included CA)	159.1 g
Integrated Apex Locator	No, it needs to connect apex locator
Working Mode	FWD, REV, REC(SGP), ATR
Battery Volume	2000 mAh on handpiece
Reciprocating angle adjustment range	20°-400°



10 times the service life of brush motor

High performance brushless motor

6:1 Contra-angle

Compatible with all mainstream file systems

360° rotatable contra-angle

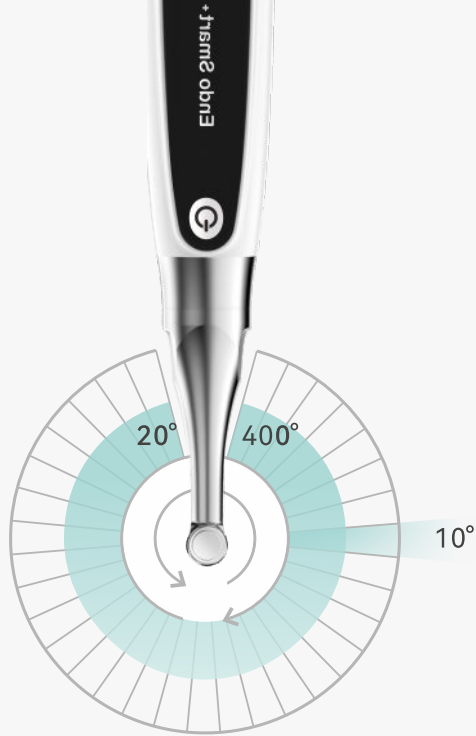
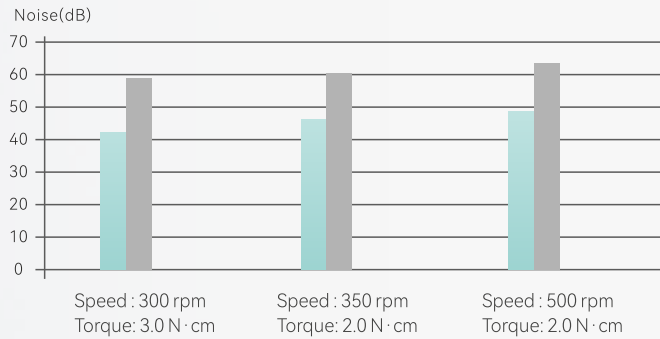
Cordless

High performance brushless motor

Adjustable reciprocating angle
(10° interval; adjustment range: 20°- 400°);
Accurate rotating angle reduces risk of instrument fracture and enables higher preparing efficiency.

Super high torque, high speed, fast response, more accurate output, more stable, to ensure more efficient & safe preparation.
Speed :100-1200rpm Torque : 0.4-5.0N·cm

Smooth rotation, lower noise and small vibration in handpiece.
Doctors feel good during operations.
Patients feel more comfortable during operation.





Endo Pace & Endo Free



Endo Pace



Endo Free

Speed	100-1500 rpm
Torque	0.4-4.2 N·cm
Weight of handpiece (included CA)	106.8 g
Integrated Apex Locator	No, it needs to connect apex locator
Working Mode	FWD, REV, REC(SGP), ATR
Battery Volume	850 mAh on handpiece
Reciprocating angle adjustment range	20°-400°



Lightweight handpiece

10 times the service life of brush motor

High performance brushless motor

ATR mode

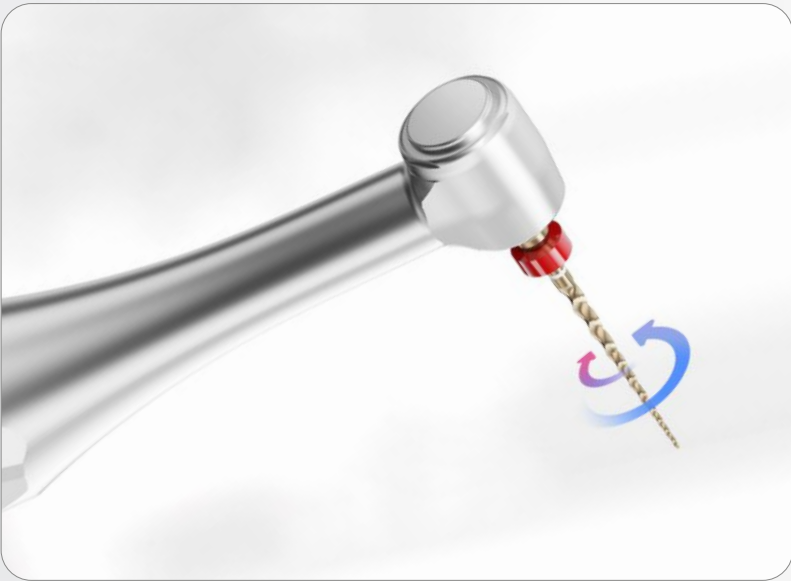
6:1 Contra-angle

360° rotatable contra-angle

Lightweight cordless handpiece offers better hand feeling

Weight: 106.8g
(handpiece+contra-angle)

Control the handpiece with wireless signal, without the restraint of tail cord.
Well-balanced design allows easier preparation.



4 working modes guarantee safer and more efficient preparation

Forward rotation mode / Reverse rotation mode
Reciprocating mode / ATR mode

ATR mode
The file reciprocates per set angle after reaching the preset torque.
Accurate control of the rotation angle reduces the risk of instrument separation and enables more efficient preparation.

Can be connected to an Apex Locator



Apex locating

Apex locator

Ai-Pex



Constant current source


Electric pulp testing

Magnetic adsorption

Unique base design

Anti-interference

Multi-frequency
DSP technology



Root canal length
measurement

Auto calibration after startup.

New digital circuit.

U.S. central processing chip with DSP
processing module.

0.1% high precision components.

Information processing speed increased
by 2.125 times.

Accurate measurement
of root canal length

Lowered environment requirements for root canal
length measurement.

Suitable for various complex root canals.

Unaffected by blood and residual pulp, whether the
root canal is dry or wet, it can automatically and precisely
determine the position of apical foramen.

Constant current source
electric pulp testing

When the clinical need to determine the vitality of the pulp
arises, an electric pulp tester is a useful adjunct.

Thermal tests are not always sufficient to stimulate neural
tissues in the coronal aspect of the pulpal tissue.

Enable working length control
during preparation when
connected to an Endo Motor

Connecting the Ai-Pex to an Endo Motor that can be
connected to Apex Locator allows real-time observation of
the position of the file in the root canal during operation and
activates many automatic functions (e.g. Auto Reverse).



Woodpex DPEX V Minipex




New Generation More than accurate

Apex locating and preparation Two-in-one

Be able to connect compatible endo motor to realize real-time data transmission.
Simultaneously realize apex locating and root canal preparation.

Eliminate interference

Inherit multi-frequency apex positioning technology.
Add DSP data processing system.
Combined with clinical big data fitting, it can ensure accurate measuring even there are residual pulp and blood in the root canal.




New digital circuit Industry recognized U.S. central processing chip

Information processing speed increased by **17%**

Adopt high-precision components imported from Japan.
High resolution signal without distortion.
Automatic calibration during 0.5s booting.

Apical stop setting

Add the apical stop alarm function.
The alarm position can be adjusted freely according to clinical needs.
Flexible setting, timely remind to measure distance.
Reposition the display location of 0.5mm from the apical foramen.



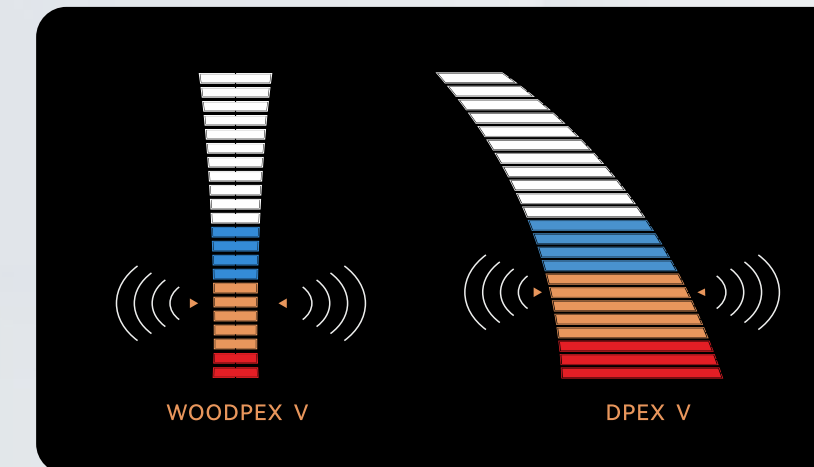
Woodpex V



DPEX V



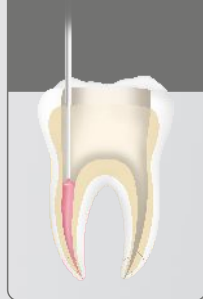
Minipex



Filling

Gutta-percha Obturation System

Fi-E & Fi-P Plus



Machine specifications



5 preset temperatures :
100°C, 120°C, 150°C,
180°C, 200°C



3 injection speeds:
Slow, Medium, Fast



Main unit battery:
2000mAh



Charging time:
About 2.5h
(3h for the first charge)



Wireless and electric

Perfect gutta-percha fluidity, uniform and smooth gutta-percha output without bubbles.

Easier than traditional manual gutta-percha injection to relieve hand fatigue for the operator.

Eliminate surgical hazards caused by gutta-percha leakage and overflow.

Maintenance-free thanks to automatic cleaning of remaining gutta-percha.



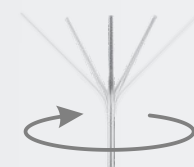
Reusable injection needle

360° rotatable

The gutta-percha bar is directly loaded into the injection needle.

There is no gutta-percha residue inside the machine, making it easier to clean.

The gutta-percha bar can be replaced at any time without waiting for the internal cooling of machine.



Dual button design

Symmetrically-designed dual injection buttons, sensitive and convenient.



Precise and intuitive display of remaining gutta-percha

An indication window is set on the front of the machine to display the remaining gutta-percha intuitively and accurately.



Compact and lightweight Easier to hold

Diameter: 26mm*26mm

Length: 200mm

Weight: 148g



Filling

Gutta-percha Obturation System

Fi-G & Fi-P



Fi-G enables the shortest heating and melting time within 15s

Fi-P

0.2 second heating time
High-performance conversion system ensures the efficient cutting.

0.35mm pre-bendable tip
Thinner tips can penetrate deep into the narrow root canal, providing you a better treatment effect.

High precision temperature control
Constant temperature prevents scalding.

4 working temperatures
150°C, 180°C, 200°C, 230°C can match gutta-percha of different brands on the market.



Fi-G:Time for 0°C-230°C (S)

Woodpecker	Korean B brand	Chinese C brand	Chinese D brand
15	24	51	56




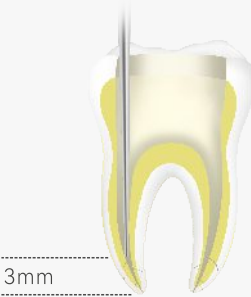
Fi-G

Quick heating within 15 seconds
Reduce time for waiting and increase your working efficiency.

Prevent gutta-percha leakage
360 rotatable needle
Optimized structure, 360° uniform rotation, effectively avoiding gutta-percha leakage.

0.5mm injection needle
Easy to reach the apical 3mm of canal
Bring better filling effect.

Pushing ram with anti-return structure
Mechanical-locking structure, effectively preventing the pushing ram from returning and avoiding the generation of cavities and bubbles.

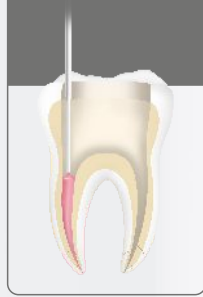


Type	Size	Length
20G 22mm	20G	22mm
20G 24mm	20G	24mm
20G 28mm	20G	28mm
23G 24mm	23G	24mm
23G 28mm	23G	28mm
25G 24mm	25G	24mm

Filling

Gutta-percha Cutter


R1 Plus NO CE YET



Designed by international dental experts
220 precise machining processes are
conducted with the instruments imported
from Germany and Japan




Gutta-percha point trimming,
smooth and glabrous cut surface



Anti-rust and double-sided
cutting blade, smooth cutting
can be done by sliding forward
or backward



Laser marking guarantees durable
and fadeless marks



18 trimming and diameter measuring
holes with an accuracy of 0.01mm,
suitable for all gutta-percha points
on the market



30mm length measuring ruler



Made of aluminum alloy,
autoclavable, light weight, no rust



4 models with different tip diameters.
35-70 40-80 50-100 60-120



78 precise machining processes
are conducted on each plugger
with CNC machining equipment
imported from Germany and Japan.

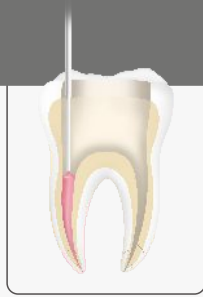
Taper accuracy up to 0.02mm.

Ergonomically designed
handpiece allows easy operation
and comfortable holding.

Plugger

Filling

Fi-N NO CE



The smaller end is NiTi alloy tip and the other
end is stainless steel tip.
Good rust resistance.
NiTi alloy can easily restore to its original state
after 500 times of bending.
Super elastic, suitable for curved root canals.
Two laser marking rings of 10 mm and 15 mm engraved
on the NiTi tip enable easier identification of
the condensation depth.



Irrigation



Ultrasonic Scaler

D600 LED

New Era for Scaling
Pleasant & Efficient

Ultrasonic Endodontic Expert

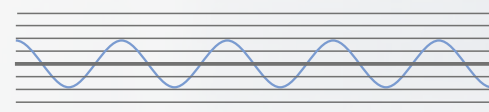
Rapid preparation, root canal orifice locating,
removal of foreign body in root canal,
endodontic irrigation,
root canal retreatment, supragingival
scaling and periodontal treatment.

Compatible with more than 70 DTE tips.
Metal handpiece with LED can be autoclaved.

Sine-wave Drive

Avoid stimulation caused by instantaneous
current output.
Bring patients with comfortable treatment.
Embody comfortable scaling.

D600 mild sine wave power output



ED3D

Shaping
of the pulp cavity



ED6

Removal of
instrument fractures



ED12D

Root canal orifice
locating



ED62

Root canal irrigation



Intelligent degenerative feedback

According to the different surface state of teeth, automatically
select correct power so as to realize stable and continuous
scaling effect.

Smart touch system

Clear control panel display.
Ultrasensitive touch control.
Waterproof design.



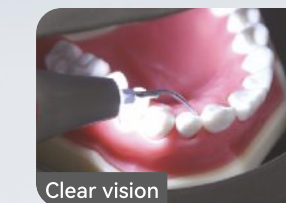
Automatic water supply system

Solutions such as sodium hypochlorite,
chlorhexidine, hydrogen peroxide, and
saline can be used.
Easy to change water; double waterway
design eliminates redundant steps.
Clear 50 ml scale mark makes it
convenient to formulate solutions.



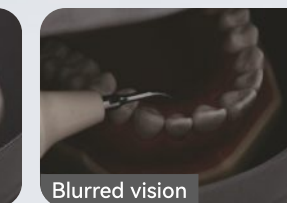
Detachable handpiece with LED

Handpiece adopts latest sealing technique and can be autoclaved.
Patients feel more comfortable during treatment.



Clear vision

D600 LED with light



Blurred vision

Without light

Endo 3



User-friendly

LCD screen + Ring switch button

Versatile

Multi-mode setting

Smart

Microcomputer control

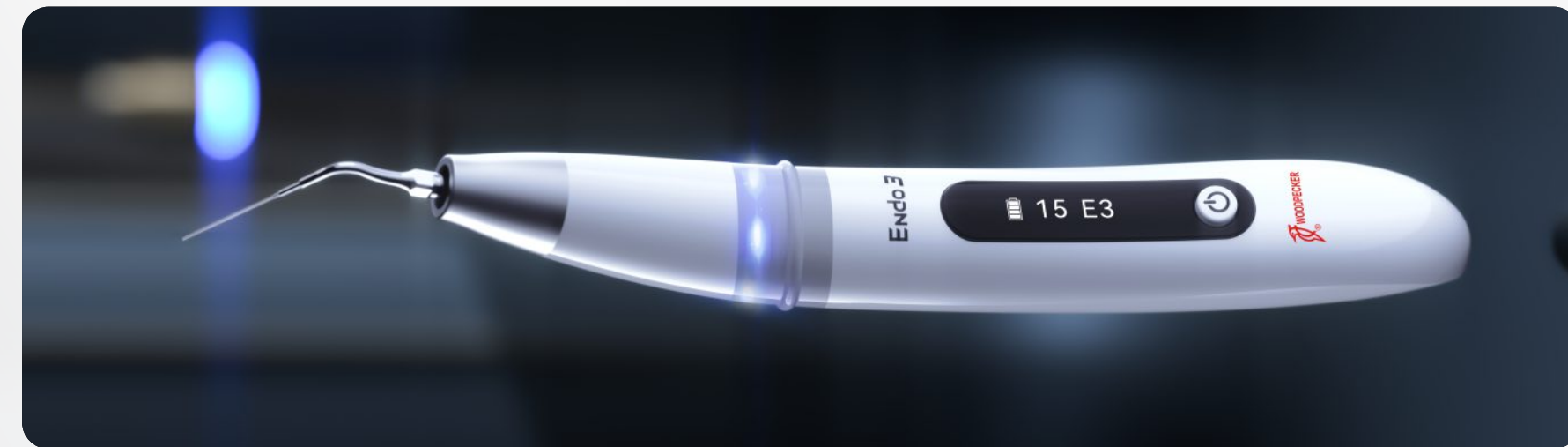
Dual-mode setting

Mode 1: Hot standby mode

In this mode, power and time can be adjusted.

Mode 2: Irrigation mode

It is working mode.




Three power levels

Three power levels available: E1, E2, E3,
power from low to high in order

Four time modes

Four time modes optional: "10, 15, 20, --"
The working time in the irrigation mode:
"10s, 15s, 20s, 10min"



Smart microcomputer control

Microcomputer automatic control is adopted.
The high-frequency oscillation signal is generated
by the high-frequency oscillation circuit and acts
on the handpiece head, making the tip resonate by
the ultrasonic vibration stimulation.



User-friendly ring switch button

Ring switch button to control the machine
Facilitate the treatment of different angles
and different tooth positions


Wireless control, handy to operate

Wireless operation and charging
Compact and light, easy for irrigation



Ai Ray

NO CE YET



High-frequency X-Ray tube

Refined tube manufacturing process
Ensure X-ray output stability and quality
Guarantee safe photographing

Super high performance High efficiency

Emission power up to 210W
Shorter exposure time with high power
Achieve stable, accurate and quick
photography of different tooth positions

Detailed dental films, more reliable

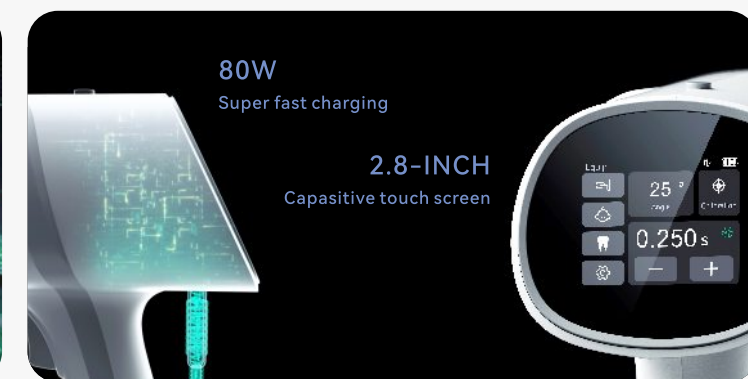
0.4mm focus X-ray tube

Provide high-quality and
clearer image for various
diagnostic needs.



High-capacity battery Longer endurance

15000mAh high-capacity power lithium
battery delivers a longer endurance.
More than 1,500 dental films can be
taken under a full charge.



Over 110

dental films can be taken after 5mins of charging.

Enable clear and concise display.
Abandon the traditional physical button,
beautifying the machine's appearance.

i-Scan



Specifications

Imaging plate sizes: 0; 1; 2; 3
 Grayscale: 65536 levels (16Bit)
 Theoretical resolution: 20LP/mm
 Connection mode: USB
 Working modes: Used without software, Used with software

Powerful processing capability

8-core CPU (containing 4 Arm Cortex-A53s, 1 Arm Cortex-M4F, 1 GPU, 1 VPU, and 1 FPU) developed with 14nm LPC FinFET advanced process technology, and FPGA used as a coprocessor, bring a smoother image processing experience thanks to more powerful processing capability.

Super screen


7-inch 800*1280 ultra-high resolution capacitive touch screen.
 Realize the analysis of images with clear details on the i-Scan and computer, ensuring the reliable diagnosis basis for dentists.

Powerful algorithm

One-click ultra-clear algorithm.
 Multi-level structure image algorithm framework enhances the details of super-resolution images.

Ultra-high performance

8-core CPU developed with 14nm advanced LPC FinFET process technology. FPGA used as a coprocessor.
 Over 100 million data acquired per dental film.
 Bring a smoother image processing experience.



Scan and see

One-click starting, scanning and imaging viewing.
 Chairside mode eliminates the restraint of computer or internet.
 Capacitive touch screen enables accurate and sensitive image processing and data management.



Easy viewing

Unlimited terminal viewing (mobile phones, tablets, i-Scan and computers are supported) realizes digital mobile diagnosis and treatment, and makes doctor-patient communication more convenient.



Flexible and compact

Covering only 0.13 m², the powerful, full-featured and compactly-designed i-Scan can be set up in dental clinics efficiently, easy for direct use beside the chair.



Free Scan



Bringing you a fully-controlled
and intelligent image viewing experience

Remarkable imaging sharpens each detail

25μm scanning accuracy.

17LP/mm+65535 grayscale detail recognition ability.

Clear details and image processing make diagnosis and treatment more effective.



Specifications

Imaging plate sizes: 0; 1; 2; 3

Grayscale: 65536 levels (16Bit)

Theoretical resolution: 17LP/mm

Connection mode: USB

Working mode: Used without software



Good-looking and handy

The silver-black scheme is suitable for upscale and official occasions.


The compacted size of 0.046 m² remains full-fledged.

Standing nearby armchair to safeguard your teeth.

Advanced algorithm leads to intelligence

Multi-layered structural image algorithm framework
enhances the details of super-resolution images.

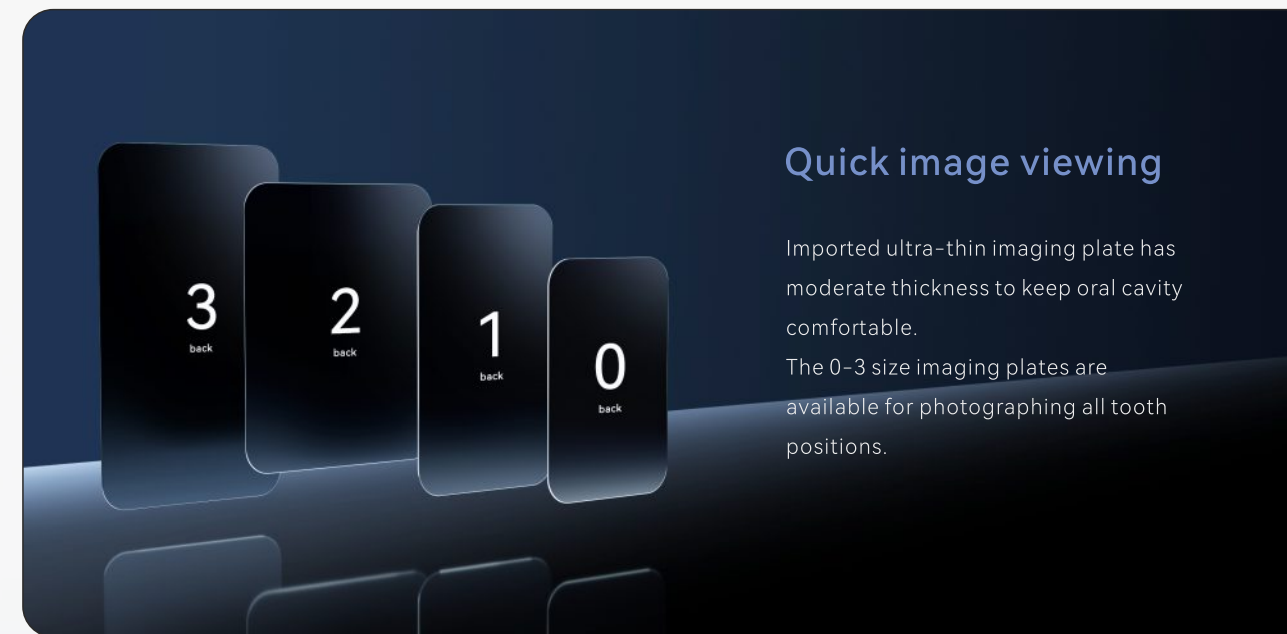
Multi-mode processing algorithm to meet the image
viewing habits of different doctors.



Quick image viewing

Imported ultra-thin imaging plate has
moderate thickness to keep oral cavity
comfortable.

The 0-3 size imaging plates are
available for photographing all tooth
positions.

Real-time intelligent
dose analysis
Safe dental film
photographing

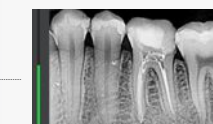
Appropriate dose.

Accurately record the dose value for each
photographing.

Timely reminder of exposure dose for clear images.

Ensure secure photographing.

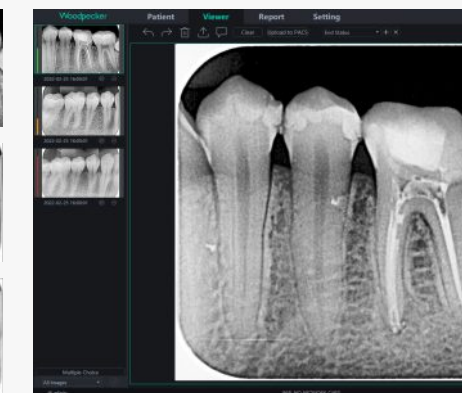
Appropriate dose



Too low dose



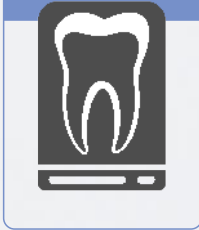
Too high dose



Radiography

Dental RVG Sensor

i-Sensor



Clearer & More durable



Type	i-Sensor H1	i-Sensor H2
Mechanical Size	39*25*4.5	40*31*4.5
Detector Technology	APS CMOS	APS CMOS
Scintillator	CsI	CsI
Pixel Matrix	1000*1500	1300*1800
Theoretical Resolution	25 LP/mm	25 LP/mm
True Resolution	20 LP/mm	20 LP/mm
Active Area	20*30	26*36
AD Conversion(bit)	16	16
Data Interface	USB 2.0	USB 2.0
Protection	IP68	IP68

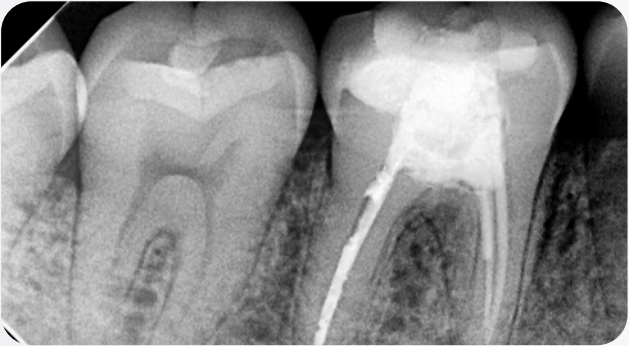


Hardware

Powerful inner core
Compact and thin


Software

Smart sharing
Rich and wonderful vision



Complete imaging process within 3s
Efficient diagnosis and treatment

Stable and reliable AED exposure control technology
Complete digital imaging process within 3s
Eliminating the redundant procedures in using traditional film, the images can be obtained immediately after photographing. Get inspection results quickly.



25 lp/mm theoretical resolution

High-precision 16-bit ADC chip, bringing you up to 60000+ grayscale.
Up to 1.5 million pixels, presenting more detailed high-definition images.
Auxiliary weapon for caries detection and endodontic treatment.



Application in aerospace field
APS CMOS technology

Efficient information access.
Detailed image of low noise and high resolution.

Ergonomically optimized Cut Corners,
bringing high patient occlusal comfort

4.5mm thinnest sensor



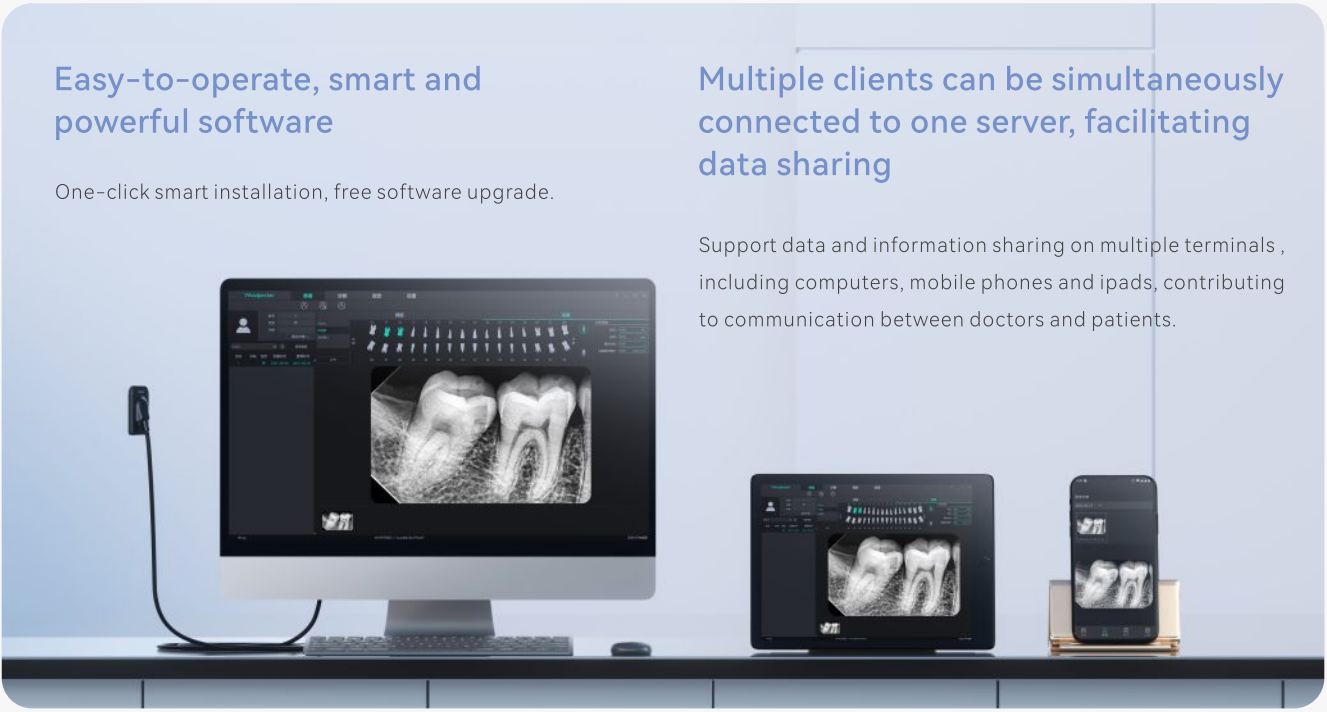
80000+ bending tests

80000+ bending tests
Durable and reliable
Robust CNC shell with fusion ultrasonic welding technology.



Easy-to-operate, smart and
powerful software

One-click smart installation, free software upgrade.



Multiple clients can be simultaneously
connected to one server, facilitating
data sharing

Support data and information sharing on multiple terminals , including computers, mobile phones and ipads, contributing to communication between doctors and patients.

Ai-Surgery

Newly upgraded

Efficient

Woodpecker fourth generation of Piezo Bone Surgery, with greatly improved cutting efficiency than the third generation.

Intelligent

The intelligent system will automatically adjust to the most appropriate output power according to the operation situation to avoid overheating.

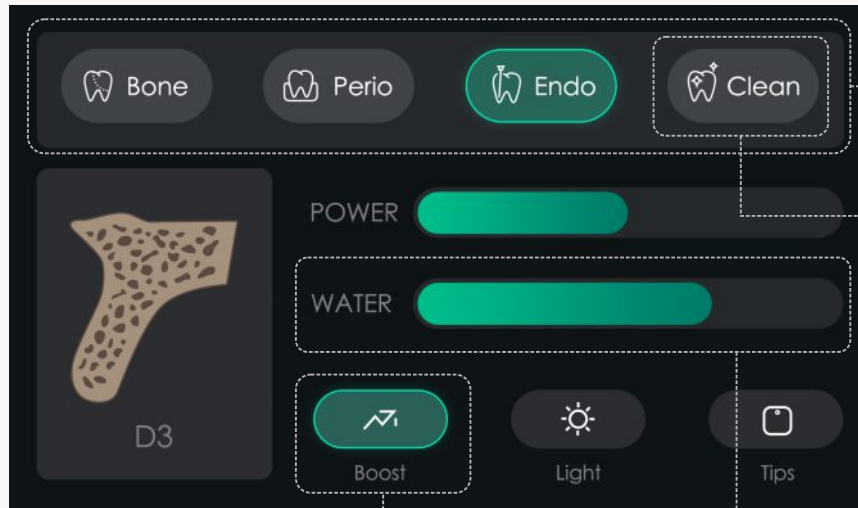
User-friendly

New operation interface, more convenient for doctors to use.

Extremely reliable

Convenient operation

Fully upgraded Woodpecker fourth generation of Piezo Bone Surgery, easier to operate.

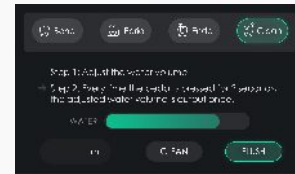


Mode selection

Power varies as per different bone quality

Easy rinse

After each use, rinse the pipeline via control of foot pedal



One-touch enhancement

Exclusively featured one-touch power enhancement

Water flow adjustment

Different water flow adjustment levels to choose from

Endodontic Microsurgery kit



Intelligent and powerful

Product with the latest technology from WOODPECKER, providing dentists with a superbly reliable and safe ultrasonic surgical system



Sterilization

Laser



LX 16 Plus

Innovative Three Wavelengths
Blue Semiconductor Laser Therapy Device



Wide scope of application

Can be used for the fields of dental soft tissue surgery, endodontic sterilization, periodontal sterilization, peri-implantitis, low intensity laser therapy, oral ulcer, and teeth whitening.



Before treatment



Under treatment



Four weeks later

Can be used for the fields of dental soft tissue surgery, endodontic sterilization, periodontal sterilization, peri-implantitis, low intensity laser therapy, oral ulcer, and teeth whitening.


Three wavelengths meet requirements of more treatments

The innovative 450 nm blue laser technology is ideal for soft tissue cutting, ablation, coagulation and incision/excision.

At 450 nm, the absorption constant of hemoglobin is two orders of magnitude for ordinary lasers (e.g. 980nm/810nm), making it only need very low laser power to complete the treatment, and the thermal damage during treatment is extremely low.

The 650 nm laser is used for low level laser therapy (LLLT) effects. It is also known as the photobiomodulation (PBM) effect. It will contribute to wound healing and biostimulation of dental surgery.

976nm is a traditional infrared dental laser. Due to its deep penetration in tissues, it is widely used for the reduction of bacteria in periodontal disease and endodontic diseases. At the same time, this wavelength is also suitable for high power laser treatment (HPLT) and pain reduction in TMJ.



Wavelengths & optical power

450 ± 20 nm / Pmax = 3W
650 ± 20 nm / Pmax = 200 mW
976± 20 nm / Pmax = 5 W



Laser system

450 nm: Class IV;
976 nm: Class IV;
650 nm: Class II (according to IEC 60825-1)



Emission modes

CW (continuous wave),
chopped 1 Hz to 20 kHz



Aiming beam

650 ± 20 nm / Pmax < 5mW



Battery

11.1V 2600mAh x2 (57.7Wh)

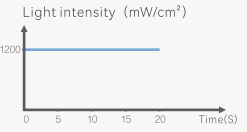


O-Star

Wide-spectrum curing light
Ultimate curing expert

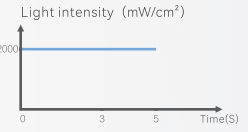
7 Modes to fully meet a variety of clinical needs

Like an all star, O-Star is strong in performance,
well-controlled and can fully meet various clinical needs.
Normal High Turbo Ortho Soft Pulse Check



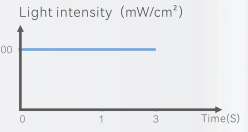
Normal Mode

Time setting: 5s, 10s, 15s, 20s
1000-1200 mW/cm²
Suitable for most treatment
scenarios, such as fillings,
restorations, etc.



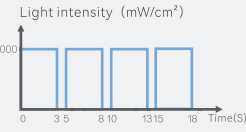
High Mode

Time setting: 3s, 5s
1800-2000 mW/cm²
Suitable for quick curing,
ensuring enough curing depth.



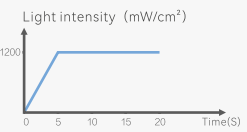
Turbo Mode

Time setting: 1s, 3s
2700-3000 mW/cm²
Ultra-high light intensity
enables 1 sec curing of
2mm resin.



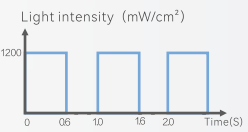
Ortho Mode

Time setting: 3s*5, 3s*10
2700-3000 mW/cm²
High light intensity with strong
penetrability, especially suitable
for orthodontic bracket bonding.



Soft Mode

Time setting: 5s, 10s, 15s, 20s
Light intensity is gradually
increased from 0 to 1200 mW/cm²
Effectively reduce the
shrinkage rate of resin;
Lower the risk of microleakage



Pulse Mode

Time setting: 5s, 10s, 15s, 20s
The LED will stop for 0.4s at an
interval of 0.6s curing.
When working in a cycle of
treatment, it can effectively reduce
heat generation, efficiently dissipate
heat and ensure the comfort of
diagnosis and treatment.



Check Mode

This mode outputs a single
purple light. When special glasses
are worn, the caries are
obviously orange-red.
Application: Detection of caries,
calculus and cracked tooth



Uniform beam, strong penetrability

More-focused light output thanks to light angle of only 15.8°,
ensuring good deep curing effect.

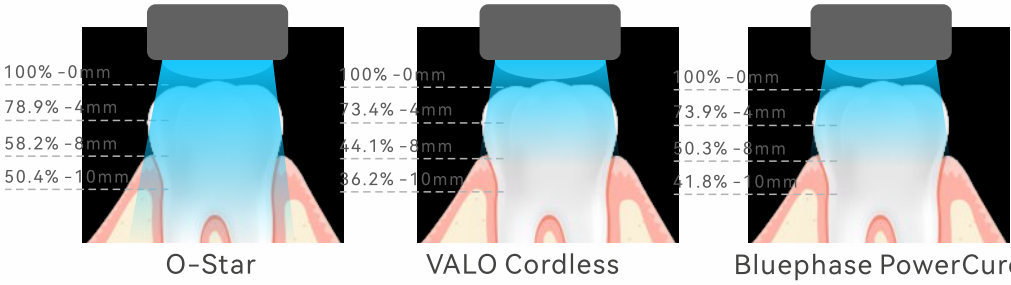
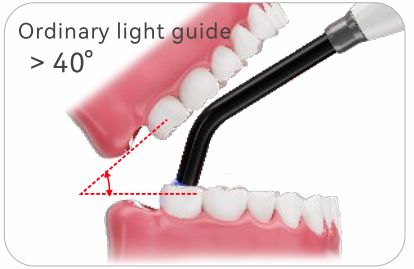
Curing distance (cm)	Light source	Light spot length (cm)	Light spot width (cm)	Light spot area (mm²)	Light spot area ratio	Light angle
5	Woodpecker	38	38	1444	-14.1%	15.80°
	Valo Cordless	41	41	1681		17.38°
	Power Cure	87	87	5941.665	253.5%	37.95°

360° rotatable head meeting various clinical needs


360° rotatable head, easy to illuminate all angles in the mouth

The low-profile head can easily reach the posterior teeth.

The patient only needs to open the mouth slightly and enjoy comfortable treatment.



O-Star
10mm diameter of lens



Ordinary Curing Light
8mm diameter of lens

