











Whicam Story3 CS – Wired Intraoral Camera

# Two in One!

## Autofocus Intraoral Camera with Mouse

### 1 Features of Whicam Story3 CS

-  **Auto focus**  
Real Autofocus function, semi-focus also available.
-  **HD image**  
High definition, 1280x720 Image
-  **Gyro mouse built-in**  
Useable as a mouse.
-  **Adjustable head angle**  
Three adjustable angles to reduce arm fatigue.
-  **280° twist head**  
Easy to maneuver in patients mouth.
-  **Software compatibility**  
Integrates with almost all softwares or we will provide a free imaging software.
-  **OLED screen**  
Bright and clear OLED screen indicates various device status.
-  **Adjustable LED brightness**  
LED intensity adjustment button, you can adjust brightness to three intensity levels.



### 2 Specifications

Camera (included head)	Operation voltage	3.7V
	Measurement	Approx. 210 x 31 x 37 mm
	Weight	Approx. 75g
	Resolution	HD 720p
	Sensor/Lens type	CMOS / Liquid lens
USB cable	Length	Approx. 3 M(10ft)
Disposable cover	Dimensions	Approx. 32 x 100 mm
	Quantity	Approx. 100 pcs by weight x 2ea
	Raw material	Polyethylene

### 4 Minimum System Requirements

PC system:	2.0 Ghz CPU
OS:	Windows 7 or 8 Windows XP Not HIPAA
USB port:	USB 2.0
RAM:	4 GB RAM

### 5 Integration

Integrates with almost ALL software's; or we provide a free Imaging software.

