

Vintage PRO



Pure Inspiration

Visit www.shofu.com or call 800-827-4638

Professional Aesthetics | Reduced Working Time

VINTAGE PRO

Based on the high-fusing Vintage porcelain systems, the new Vintage PRO metal ceramic is characterized by professional efficiency and aesthetics. The excellent properties of the well-established SHOFU PFM product line has been systematically optimized, and its porcelain base has been combined with new materials – for easy handling, firing stability, and natural opalescent shades.

More Stability

- Matched to conventional and CAD/CAM PFM alloys with a CTE range of 13.5 to $14.8 \times 10^{-6} \text{ K}^{-1}$ (25 - 500 °C)
- Outstanding color and shape even after several firings
- Above average bonding strength with all PFM alloys using the orange-colored Base Opaque

More Efficiency

- Professional aesthetics and easy handling with modified two-layer technique
- New, extremely fine powder opaques with superb application and cover characteristics
- Optimal working properties and build-up stability

More Versatility

- Wide range of opalescent and fluorescent effect powders
- True-to-nature shade system reproducing all VITA* Classical shades
- Additional bleaching shades available (whitening shades)



“Back to simple concepts! For me, Vintage PRO combines the simplicity of a ceramic concept with all aesthetic possibilities. This gives me more creative freedom in my daily work.”

Yoshimi Nishimura, C.D.T.,
Osaka, Japan



For Beginners and Experts

VINTAGE
PRO

The Vintage PRO system features easy handling and modeling characteristics. All of the individual components are systematically coordinated. Vintage PRO enables a modified two-layer technique similar to the dentin-enamel structure of natural teeth, resulting in aesthetically pleasing restorations.

Be Inspired

In addition to the standard powders, Vintage PRO porcelain system offers a versatile spectrum of highly fluorescent powders for the margin and cervical areas, as well as opalescent and translucent effect powders for the incisal area. With this range of colors, aesthetic challenges and characterizations can be easily accomplished.

More Aesthetics - Minimum Effort






The opalescence and translucency of natural teeth are simply and precisely reproduced with minimum effort.



Restoration created by MDT German Bär, St. Augustin, Germany

Standard Layering with Opal Porcelains



- | | | | |
|---|--------------|---|--------|
|  | Opal Incisal |  | Opaque |
|  | Opal T |  | Metal |
|  | Body | | |

More Variation of Alloys

With a firing temperature of approx. 900 °C, Vintage PRO is indicated primarily for veneering non-precious alloy frameworks, but it also can be used to veneer high-gold, reduced-gold or palladium-based PFM alloys. The Vintage PRO system is ideal for use on CAD/CAM milled or sintered metal frameworks.



Vintage PRO Shades & Ordering Information

The Vintage PRO porcelain system contains all components for the reproduction of the 16 VITA* Classical shades as well as four SHOFU bleaching shades with an extensive assortment of opals, translucent effects and margin modifiers.

Shade	W0	W1	W2	W3	A1	A2	A3	A3.5	A4	B1	B2	B3	B4	C1	C2	C3	C4	D2	D3	D4			
Base Opaque																							
	BASE																						
Shade Opaque																							
Cervical					—	—	A3B:2 AC:1	A3.5B:1 AC:1	A4B:1 AC:1	—	—	B3B:1 BC:1		—	C2B:2 CC:1	C3B:1 CC:1		D2B:1 DC:1	D3B:1 DC:1	BC:1 DC:2			
Margin		W0M:2 NM:1	W0M:1 NM:2		A1M	A2M	A3M	A3.5M	A4M	NM:1 B2M:1		B2M:1 B4M:1		NM:1 C2M:1		C2M:1 C4M:1		NM:1 D3M:1		D3M:1 B4M:1			
Opaque Dentin		OD-W0:2 OD-N:1	OD-W0:1 OD-N:2		OD-A1	OD-A2	OD-A3	OD-A3.5	OD-A4	OD-B1	OD-B2	OD-B3	OD-B4	OD-C1	OD-C2	OD-C3	OD-C4	OD-D2	OD-D3	OD-D4			
Body					A1B	A2B	A3B	A3.5B	A4B	B1B	B2B	B3B	B4B	C1B	C2B	C3B	C4B	D2B	D3B	D4B			
Opal			OPAL56:2 OPAL57:1	OPAL57:2																			
Incisal																							
Enamel Effect																							
Opal											Opal Effect												
Incisal									Enamel Effect														
Margin Effect												Color Effect											
Cervical									Opaque Modifier														
Gum												Correction											



Basic Build Up Set (PN P0501)

Contains the components for metal-ceramic restorations in the shades A1-A4, B2, B3 and D3 (Powder and paste opaques are not included)




Starter Set A2/A3 (PN P0504)

Contains all components for restorations in the shades A2 and A3



Color Effect Set (PN P0508)

For individual effects in the dentin and cervical area



Basic Powder Opaque Set (PN P0502)

Basic Paste Opaque Set (PN P0503)
For masking metal frameworks in the shades A1-A4, B2, B3 and D3



Enamel Effect Set (PN P0507)

Incisal and translucent powders for an individual, natural light transmission in the incisal area



Margin Set (PN P0509)

Highly fluorescent margin powders in the shades W0-D4



SHOFU INC. 11 Kamitakamatsu-cho, Fukuine, Higashiyama-ku, Kyoto 605-0983, Japan (www.shofu.co.jp)
SHOFU INC. Singapore Branch 10 Science Park Road, #03-12 The Alpha, Science Park II, Singapore 117684 (www.shofu.com.sg)
SHOFU DENTAL TRADING (SHANGHAI) CO., LTD. No. 645 Jiye Road, Sheshan Industrial Park, Songjiang, Shanghai 201602, China (www.shofu.com.cn)
SHOFU DENTAL CORPORATION 1225 Stone Drive, San Marcos, CA 92078-4059, USA (www.shofu.com)
SHOFU UK Riverside House, River Lawn Road, Tonbridge, Kent, TN9 1EP, UK (www.shofu.co.uk)
SHOFU DENTAL GmbH Am Brüll 17, 40878 Ratingen, Germany (www.shofu.de)

*VITA is a registered trademark of VITA Zahnfabrik, Bad Säckingen, Germany

SN05-0120